



APG ENERGIE

JINKO FULL BLACK




Cheetah HC 60MB 320-340 Watt

MONO PERC HALF CELL MODULE


Positive power tolerance of 0~+3%

- Half Cell
- Mono PERC 60 Cell

(Made in China)



KEY FEATURES



5 Busbar Solar Cell

5 busbar solar cell adopts new technology to improve the efficiency of modules, offers a better aesthetic appearance, making it perfect for rooftop installation.



High Efficiency

Higher module conversion efficiency (up to 20.16%) benefit from half cell structure (low resistance characteristic).



PID Resistance

Excellent Anti-PID performance guarantee limited power degradation for mass production.



Low-light Performance

Advanced glass and cell surface textured design ensure excellent performance in low-light environment.



Severe Weather Resilience

Certified to withstand: wind load (2400 Pascal) and snow load (5400 Pascal).



Durability Against Extreme Environmental Conditions

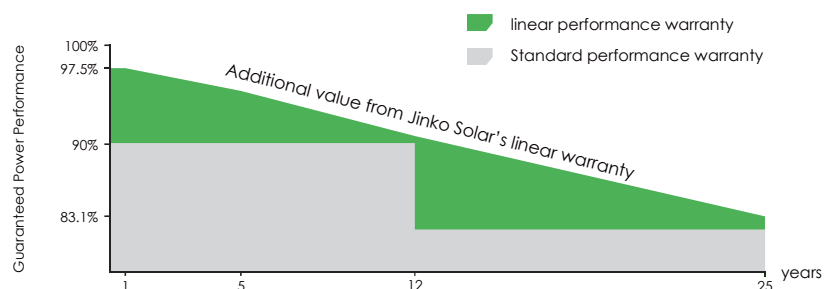
High salt mist and ammonia resistance certified by TUV NORD.

LINEAR PERFORMANCE WARRANTY

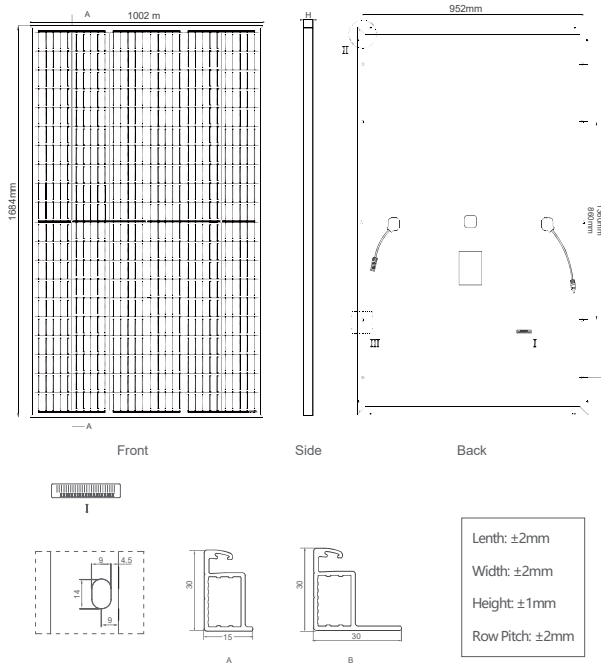
12 Year Product Warranty • 25 Year Linear Power Warranty



- ISO9001:2015, ISO14001:2015, ISO45001:2018 certified factory
- IEC61215, IEC61730, UL1703 certified product



Engineering Drawings

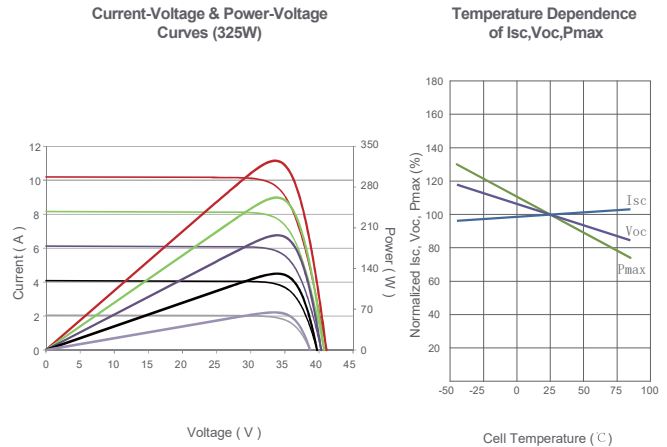


Packaging Configuration

(Two pallets = One stack)

35pcs/pallet, 70pcs/stack, 910pcs/40'HQ Container

Electrical Performance & Temperature Dependence



Mechanical Characteristics

Cell Type	Mono PERC 158.75×158.75mm
No. of Half-cells	120 (6×20)
Dimensions	1684×1002×30mm (66.30×39.45×1.18 inch)
Weight	18.5 kg (40.8 lbs)
Front Glass	3.2mm, Anti-Reflection Coating, High Transmission, Low Iron, Tempered Glass
Frame	Anodized Aluminium Alloy
Junction Box	IP67 Rated
Output Cables	TÜV 1x4.0mm ² , (+) 290mm, (-) 145mm or Customized Length

SPECIFICATIONS

Module Type	JKM320M-60HB		JKM325M-60HB		JKM330M-60HB		JKM335M-60HB		JKM340M-60HB	
	STC	NOCT	STC	NOCT	STC	NOCT	STC	NOCT	STC	NOCT
Maximum Power (Pmax)	320Wp	236Wp	325Wp	239Wp	330Wp	243Wp	335Wp	247Wp	340Wp	250Wp
Maximum Power Voltage (Vmp)	33.16V	30.4V	33.37V	30.6V	33.54V	30.7V	33.74V	30.9V	33.93V	31.5V
Maximum Power Current (Imp)	9.65A	7.74A	9.74A	7.82A	9.84A	7.9A	9.93A	7.98A	10.02A	8.06A
Open-circuit Voltage (Voc)	40.2V	37.9V	40.4V	38.1V	40.6V	38.2V	40.8V	38.4V	41.00V	38.62V
Short-circuit Current (Isc)	10.31A	8.33A	10.50A	8.48A	10.61A	8.57A	10.73A	8.67A	10.82A	8.74A
Module Efficiency STC (%)	18.96%		19.26%		19.56%		19.86%		20.16%	
Operating Temperature (°C)	-40°C~+85°C									
Maximum System Voltage	1000VDC (IEC)									
Maximum Series Fuse Rating	20A									
Power Tolerance	0~+3%									
Temperature Coefficients of Pmax	-0.35%/°C									
Temperature Coefficients of Voc	-0.28%/°C									
Temperature Coefficients of Isc	0.048%/°C									
Nominal Operating Cell Temperature (NOCT)	45±2°C									

STC: Irradiance 1000W/m² Cell Temperature 25°C AM=1.5

NOCT: Irradiance 800W/m² Ambient Temperature 20°C AM=1.5 Wind Speed 1m/s

* Power measurement tolerance: ± 3%